





# EQUINE



## GET IN TOUCH

-  [www.epolequine.co.za](http://www.epolequine.co.za)
-  [epolinfo@rcffoods.com](mailto:epolinfo@rcffoods.com)

FOLLOW US   



# LEISURE RANGE

Our leisure range is scientifically designed and formulated to provide a comprehensive array of products to meet the needs of horses in light to medium work and includes grain free feeds.

**COOL RIDER CUBES (V17734) | TYPE:** Cube  
**SUITABLE FOR:** Good doers and those that are “hot”.



**NICE 'N EASY (V21360) | TYPE:** Cube  
**SUITABLE FOR:** Maintenance-light work or adding fibre to the diet.



**RIDER PELLETS/SUPER RIDER MEAL (V3670/V18409) | TYPE:** Pellet or meal  
**SUITABLE FOR:** All types in light to medium work.



**RIDER MUESLI (V23191) | TYPE:** Muesli style  
**SUITABLE FOR:** Performance horses in light-medium work.



**TRAIN 'N LEISURE (V20920) | TYPE:** Cube  
**SUITABLE FOR:** All types in light-medium work.

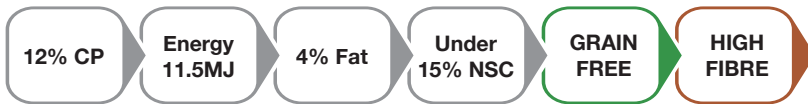


# PERFORMANCE RANGE

Epol's range of nutritionally complete performance feeds are developed to meet the needs of competition horses across all disciplines, ensuring they perform at their best. Our range includes Low NSC (Non-structural Carbohydrate- sugar and starch) products.

**SAFE 'N LITE (V20963) | TYPE: Meal**

**SUITABLE FOR:** Horses and ponies needing low NSC diets for conditions such as laminitis, IR, cushings, ulcers and colic.



**COOL 'N PERFORM 12% (V21364) | TYPE: Meal**

**SUITABLE FOR:** Performance horses needing low NSC.



**ALL SPORT HORSE PELLETS (V22230) | TYPE: Pellet**

**SUITABLE FOR:** Performance horses in medium-hard work.



# FIBRE RANGE

Fibre is an essential part of a horse's diet ensuring its digestive system works effectively. Epol's comprehensive high fibre range offers uniquely designed products, aimed at providing additional roughage and are ideal in times of hay scarcity or when the quality of available roughage is not desirable.

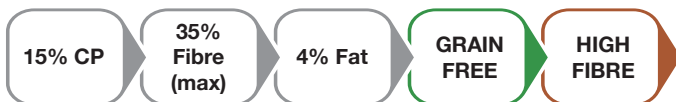
**ESSENTIAL ROUGHAGE CUBES (V32834) | TYPE:** Cube

**SUITABLE FOR:** All types of horses and ponies needing additional fibre in their diet.



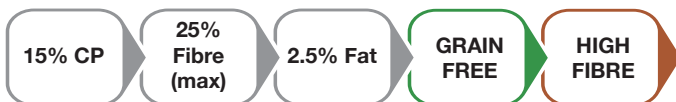
**PREMIUM ROUGHAGE CUBES (V32833) | TYPE:** Cube

**SUITABLE FOR:** All types of horses needing additional fibre with added oils.



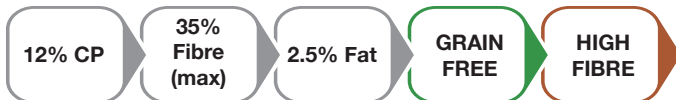
**LUCERNE CUBES (V18519) | TYPE:** Cube

**SUITABLE FOR:** All types of horses when Lucerne is desired.



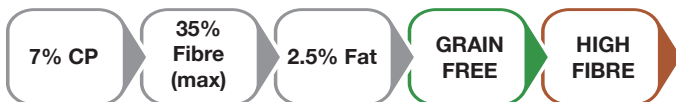
**LUCERNE CHAFF (V32817) | TYPE:** Chaff

**SUITABLE FOR:** All types of horses needing a higher calorie chaff.



**MIXED CHAFF (V32818) | TYPE:** Chaff

**SUITABLE FOR:** All types of horses needing a short stemmed chaff for ease of consumption.





# BALANCER RANGE

Epol's balancers are designed to complement diets consisting of roughage only or for horse's being fed less than the recommended amount of other concentrate feeds. These low intake supplements deliver concentrated sources of all the essential nutrients required for optimal condition and overall wellbeing.

**HIGH PERFORMANCE BALANCER (V22702) | TYPE:** Pellet  
**SUITABLE FOR:** A wide variety of uses from stud application to performance horses. Contains an Acid buff for superior digestive support.



**LOW CALORIE BALANCER (V21368) | TYPE:** Cube  
**SUITABLE FOR:** All classes of horses and ponies.



# STUD RANGE

Breeding horses and young foals have specific nutritional requirements which are met with products from Epol's stud range. These products are designed and scientifically formulated to meet the nutritional needs of horses throughout the stud farm ensuring optimum nutritional support for all life stages.

**STUD HORSE PELLETS/MEAL (V2544) | TYPE:** Pellet or Meal

**SUITABLE FOR:** 'All-round' stud application. Can be fed alongside High Performance Balancer for calorie flexibility.



**YEARLING PELLETS (V7098) | TYPE:** Pellet

**SUITABLE FOR:** Foals from 3 months to pre training.



**STUD MUESLI (V23190) | TYPE:** Muesli style

**SUITABLE FOR:** Stud horses that are also working.



# RACE RANGE

Epol's comprehensive range of products aimed at racehorses provides a fully inclusive offering from young horses at the start of training right through to those in full race work. This range has secured Epol a leading position in the racing industry.

**PRE-TRAINING PELLETS (V2646) | TYPE:** Pellet

**SUITABLE FOR:** Young racehorses working at a light-medium level.



**MILLARD RACE HORSE PELLETS (V7971) | TYPE:** Pellet

**SUITABLE FOR:** All horses in training.



**RACE MUESLI (V23189) | TYPE:** Muesli style

**SUITABLE FOR:** Racing and performance horses in medium and intense work.



**GOLD CUP PELLETS (V3680) | TYPE:** Pellet

**SUITABLE FOR:** All horses in training.



**RACE SPEEDMAX (V22646) | TYPE:** Pellet

**SUITABLE FOR:** Horses needing additional energy support. Horses needing energy dense rations delivering maximum performance.







IT'S MY TURN

ol.®  
Ebol.®  
BALANCE THE PERFECT BALANCE



# OUR INGREDIENTS

With over 100 years of experience in the feed industry, Epol has established itself as a leader in equine feed. We continuously evolve our product range to ensure that every horse, at every stage of life and in every discipline, gets the ration that is perfectly balanced just for them.

## OUR FOCUS

- Quality fibres
- Digestive health
- Muscle development
- Bone development
- Performance
- Recovery

Feeding horses correctly requires a good eye and careful monitoring of condition and behaviour. Horses should consume a minimum of 1.5% of their body weight in good quality roughage per day. No more than 2.5 kg of concentrates should be fed per meal and the recommended amount will vary based on each individual horse's circumstance including age, condition, workload and quality of roughage available.

To reduce the chance of digestive disturbances, new feed or roughage should be introduced slowly over 7-14 days, adjusting the amount supplied incrementally. Ensure fresh water is always available.

Epol is a registered AFMA (Animal Feed Manufacturers Association) member and as such complies with their strict code of conduct in all aspects of manufacturing. In fact, Epol implements best practice global standards to ensure safe feed supply.

Our committed team of expert nutritionists and highly motivated staff take pride in using only the best ingredients, ensuring that all products are nutritionally complete and formulated to fulfil the nutritional requirements in its specific application.

The use of Near-Infrared Spectroscopy (NIR) allows us to analyse raw materials, in processed products, as well as finished products. This facilitates stringent controls of incoming raw materials and ingredients to ensure the highest quality and to assist in achieving consistency in all our finished products.

On-going research and development ensures that our products remain at the forefront of feed technology.

# THEIR PERFORMANCE, YOUR SUCCESS



## CONTACT INFORMATION:

Hannah Botha | 073 423 5491 | [Hannah.Botha@rclfoods.com](mailto:Hannah.Botha@rclfoods.com)

Leigh Adams | 083 998 6824 | [Leigh.Adams@rclfoods.com](mailto:Leigh.Adams@rclfoods.com)

Debbie Dick | 076 755 5164 | [Debbie.Dick@rclfoods.com](mailto:Debbie.Dick@rclfoods.com)

Customer Care Line: 0860 103 764  
Manufactured by **RCL FOODS Ltd**,  
Ten The Boulevard, Westway Office Park, Westville, 3629  
PRODUCED IN SOUTH AFRICA  
REG. NO. 1966/004972/06

